



HEALING • GROWTH • TRANSFORMATION



PainEraser by NMT

www.nmt.md/paineraser

HEALING • GROWTH • TRANSFORMATION

- **FDA Clearance for the PainEraser by NMT**
- The PainEraser: FDA product code: IRO, FDA device category: Class I, subcategory: Therapeutic vibrator, FDA regulation number: 890.5975 FDA device exempt from premanufacturing notification and device approval requirements.
- The FDA allows the sale and use in home and professional health care settings of the PainEraser by NMT
- Class I/II Exemptions:
<http://www.fda.gov/MedicalDevices/DeviceRegulationandGuidance/Overview/ClassifyYourDevice/ucm051549.htm>
- <https://www.accessdata.fda.gov/scripts/cdrh/cfdocs/cfCFR/CFRSearch.cfm?fr=890.5975>
- <https://www.accessdata.fda.gov/scripts/cdrh/cfdocs/cfpd/315.cfm?GMPPart=890#start>



PainEraser by NMT

www.nmt.md/paineraser

HEALING • GROWTH • TRANSFORMATION

- Contraindications for use of the PainEraser are the same as those for any type of therapeutic massage: do not use on open wounds, tumors, diseased vascular structures, infection, severe acute tissue injury, and generally any diseased tissue.
- For further discussion of contraindications to therapeutic massage please read this article:
http://www.gcmt.org.uk/Portals/0/documents/Massage_Therapies_MT1_Cautions_and_Contraindications.pdf



PainEraser by NMT

www.nmt.md/paineraser

HEALING • GROWTH • TRANSFORMATION

- THE PAINERASER™ BY NMT ASSUMES NO LIABILITY FOR ANY RISKS INVOLVED IN THE USE OF THE PRODUCT AND THIS EXTENDS TO BUT IS NOT LIMITED TO OUR SERVANTS, AGENTS, EMPLOYEES, AND OTHER PARTIES ASSOCIATED WITH THE PAINERASER™ BY NMT. PAINERASER™ BY NMT WARRANTS THE PRODUCT FOR 3 YEARS AGAINST DEFECTS IN MATERIALS AND WORKMANSHIP AND WILL REPLACE ANY PAINERASER™ THAT FAILS WITH THE WARRANTY.
- PAINERASER™ BY NMT IS BACKED BY A 30 DAY MONEY BACK SATISFACTION GUARANTEE. JUST SEND THE PAINERASER™ BY NMT BACK TO US AND WE WILL ISSUE A REFUND.
- THE PAINERASER™ BY NMT, IS A SPECIAL ADAPTOR THAT TURNS THAT ANY BRAND OF MULTI-TOOL INTO A GENTLE, BUT EFFECTIVE INSTRUMENT TO DELIVER HIGH FREQUENCY VIBRATIONAL FIELD RELEASE (HFVFR) TO RELAX TIGHT AND PAINFUL MUSCLES, TENDONS, LIGAMENTS, AND FASCIA. HFVFR UTILIZES RAPIDLY OSCILLATING MECHANICAL SURFACES AND MAGNETIC FIELDS. MAGNETIC EFFECTS ARE PRODUCED BY OSCILLATION OF SEVEN EMBEDDED RARE EARTH MAGNETS RATED BY THE MANUFACTURER AT OVER 110,000 GAUSS. VFR IS PARTICULARLY EFFECTIVE IN RELAXING TISSUES THAT ARE INFILTRATED WITH SCAR TISSUE FROM OLD INJURIES.



PainEraser by NMT

www.nmt.md/paineraser

HEALING • GROWTH • TRANSFORMATION

- THE PAINERASER™ AND VFR TECHNOLOGY ARE FDA CLASS I CATEGORY AND ARE EXEMPT FROM REQUIREMENTS FOR TESTING OR APPROVAL BY THE FDA. THOUSANDS OF APPLICATIONS OF THE PAINERASER HAVE PRODUCED FAST, LONG LASTING AND PROFOUND RELIEF OF MUSCLE AND SOFT TISSUE CONTRACTION, TENSION, AND PAIN. A FEW MINUTES WITH THE PAINERASER WILL CONVINCED ANYONE THAT IT WOULD BE CLOSE TO IMPOSSIBLE TO INJURE ONE'S SELF WITH THE PAINERASER. THE PAINERASER BECOMES A THERAPEUTIC DEVICE ONLY WHEN THE END USER CHOOSES TO ATTACH THE PAINERASER TO A MULTI-TOOL THAT WILL MECHANICALLY DRIVE THE DEVICE.
- THE FDA REQUIRES US TO TELL YOU THAT THE PAINERASER DEVICE IS NOT INTENDED TO TREAT DISEASE, SUPPORT OR SUSTAIN HUMAN LIFE, OR TO PREVENT IMPAIRMENT OF HUMAN HEALTH. THE PAINERASER IS SOLD FOR SELF-EDUCATION AND RESEARCH PURPOSES ONLY. APPLICATION OF THE PAINERASER IS EASILY DONE BY YOURSELF OR HAVING A FRIEND OR HEALTH CARE PROFESSIONAL TO QUICKLY RELIEVE TENSION.
- IF THE PAINERASER IS USED IN A PROFESSIONAL HEALTHCARE SETTING IT MAY BE WISE TO HAVE CLIENTS SIGN AN INFORMED CONSENT FORM STIPULATING THAT THEY HAVE BEEN INFORMED THAT THE PAINERASER HAS NOT BEEN SUBMITTED FOR FDA APPROVAL AND MAY BE CONSIDERED AN EXPERIMENTAL DEVICE.
- FOR MORE INFORMATION GO TO:
- WWW.NMT.MD/PAINERASER



PainEraser by NMT

www.nmt.md/paineraser

HEALING • GROWTH • TRANSFORMATION




- The PainEraser is a special adapter that turns any “multi-tool” shop tool (as low as \$79 at Home Depot) into a high frequency vibrational field release (HFVFR) device that quickly and durably releases painful muscle spasm and tissue contraction.



PainEraser by NMT

www.nmt.md/paineraser

HEALING • GROWTH • TRANSFORMATION





PainEraser by NMT

www.nmt.md/paineraser

HEALING • GROWTH • TRANSFORMATION

The Makita and other brands have a “tool-less” system to lock the PainEraser into place without using an Allen/hex wrench.



Slide the PainEraser on to the multi-tool. Insert Allen/hex wrench into the round hole in the PainEraser and tighten the hex screw securely for multi-tools built in that style.






PainEraser by NMT

www.nmt.md/paineraser

HEALING • GROWTH • TRANSFORMATION



- Always keep the PainEraser moving during use.
- Hold the PainEraser with its leading edge tilted slightly up, or horizontal to the tissue for easy glide across the tissue and comfort.



PainEraser by NMT

www.nmt.md/paineraser

HEALING • GROWTH • TRANSFORMATION




- Always keep the PainEraser moving during use.
- If using the PainEraser on tissue where gliding motion is difficult or not possible use a slow upward/downward rocking to move across the tissue, e.g. the width of the neck with the subject face down. Rocking cycle: 2-6 seconds.



PainEraser by NMT

www.nmt.md/paineraser

HEALING • GROWTH • TRANSFORMATION



- Angle the instrument left and right a bit, keeping the surface parallel to the tissue, while working on areas that require the rocking motion in order to “walk” the PainEraser as you rock and move it across an area where the gliding motion is difficult.



PainEraser by NMT

www.nmt.md/paineraser

HEALING • GROWTH • TRANSFORMATION


- Areas with very heavy fat
- To be effective, the PainEraser needs to be in contact with the muscles, fascia, tendons, ligaments, and scar tissue that are to be relaxed. Heavy overlying fat does not permit the effect to reach those tissues. So, for instance, working on the hip of an obese person you can take up tissue slack by pressing the PainEraser into the area to displace the fat and get closer to the target tissue. Maintain proper PainEraser angulation to the tissue. Use rocking and walking motions to keep the PainEraser moving across the tissue.



PainEraser by NMT

www.nmt.md/paineraser

HEALING • GROWTH • TRANSFORMATION



Direction of PainEraser travel.


- The PainEraser can be used with the leading edge gently tilted down into the tissue, but use care and monitor tissue response as this angle is more aggressive and could irritate tissues.



PainEraser by NMT

www.nmt.md/paineraser

HEALING • GROWTH • TRANSFORMATION



- Never use the PainEraser perpendicular to the tissue as this produces a hammering effect, or with the leading edge tilted down into the tissue at a severe angle that can be too aggressive and irritate tissues.
- Never hold the PainEraser stationary over an area for more than 15 seconds.

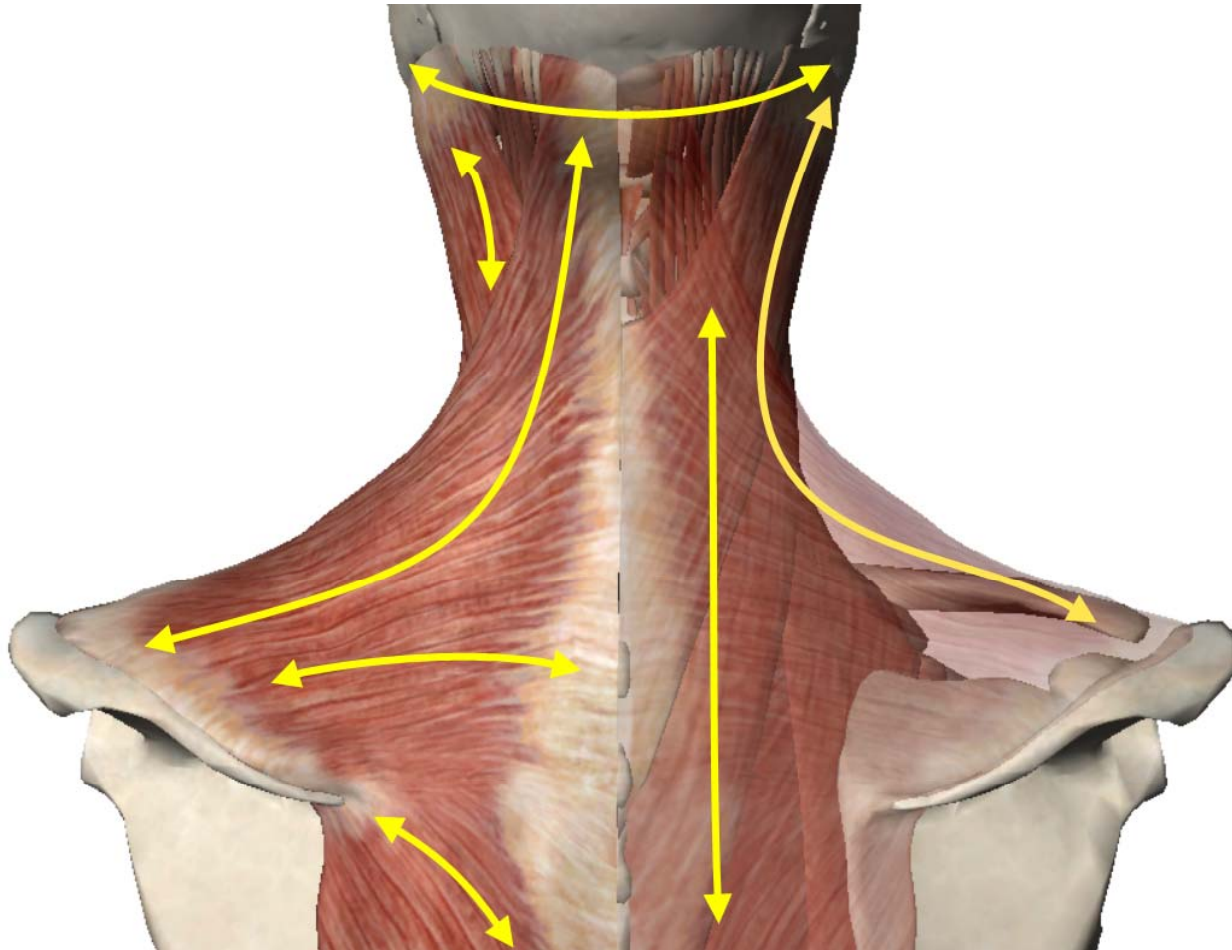


PainEraser by NMT

www.nmt.md/paineraser

HEALING • GROWTH • TRANSFORMATION

- Recommended PainEraser strokes for release of the upper back and neck tissues. The area seen might typically receive 3-5 minutes of HSVFR



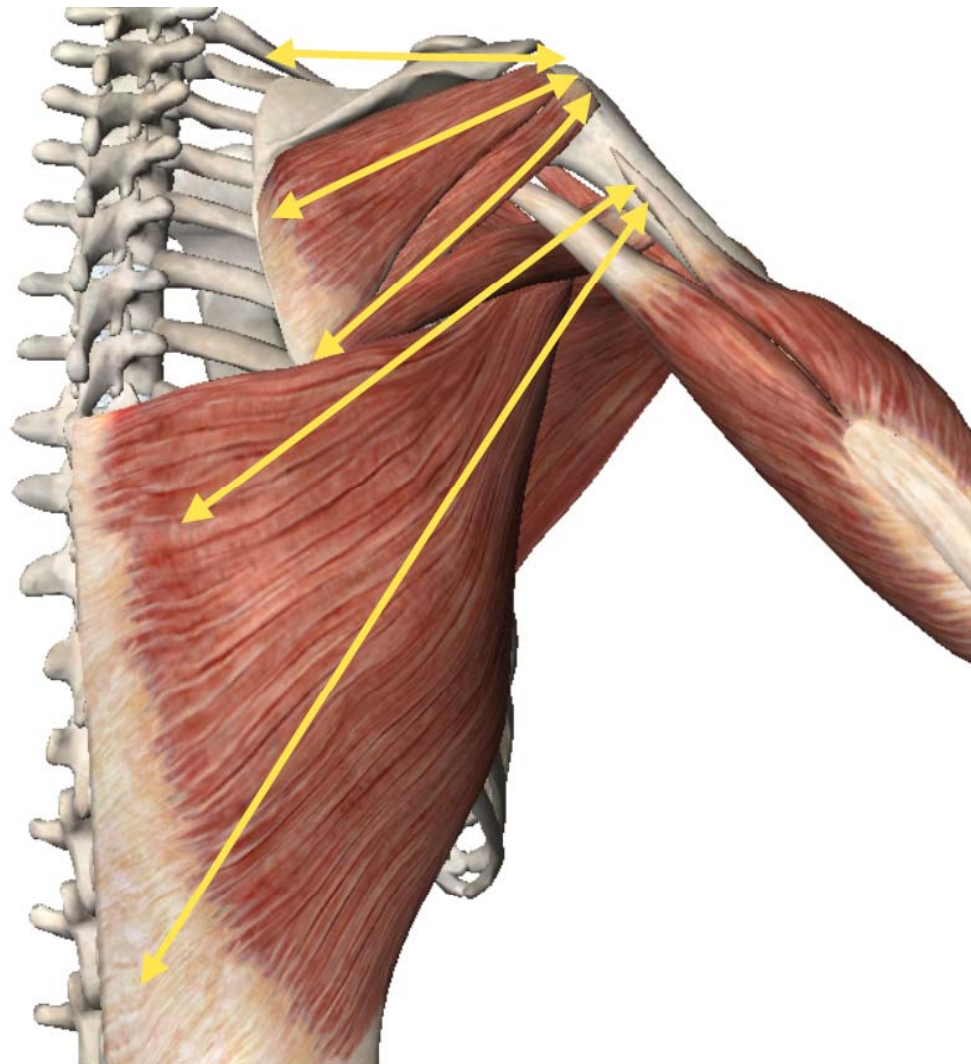


PainEraser by NMT

www.nmt.md/paineraser

HEALING • GROWTH • TRANSFORMATION

- Posterior view of PainEraser strokes to release a painful rotator cuff group



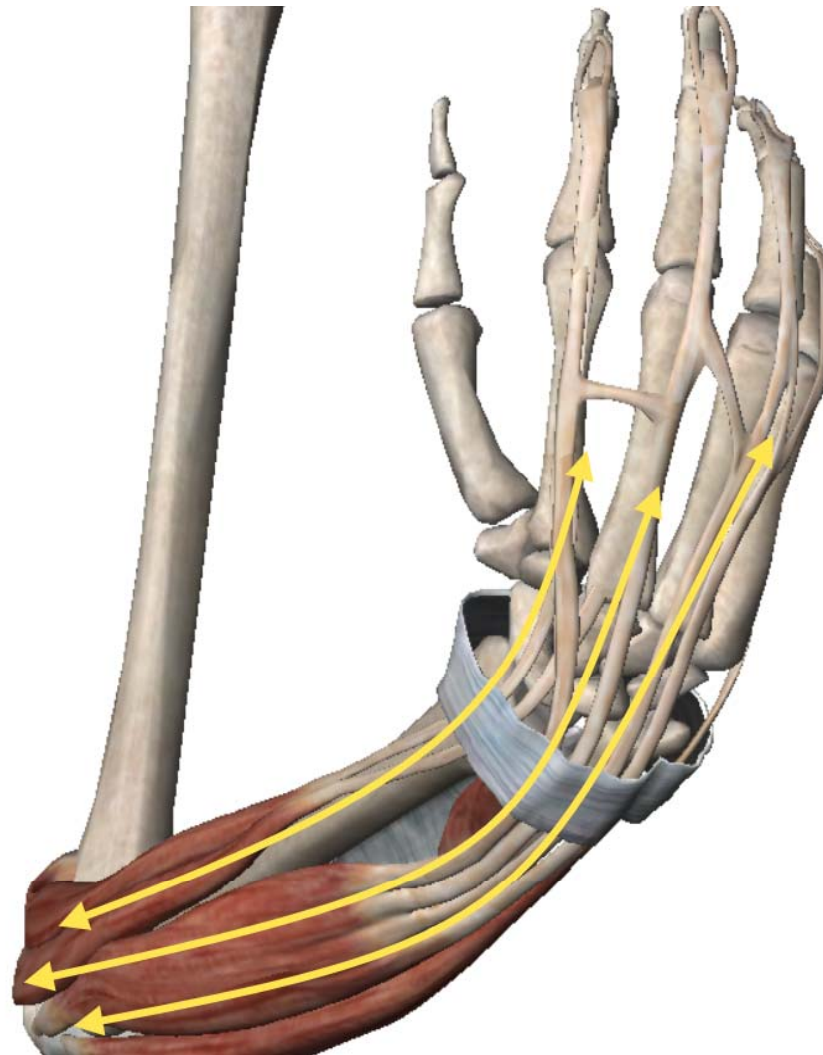


PainEraser by NMT

www.nmt.md/paineraser

HEALING • GROWTH • TRANSFORMATION

- Recommended PainEraser strokes for release of extensor muscles of the forearm.



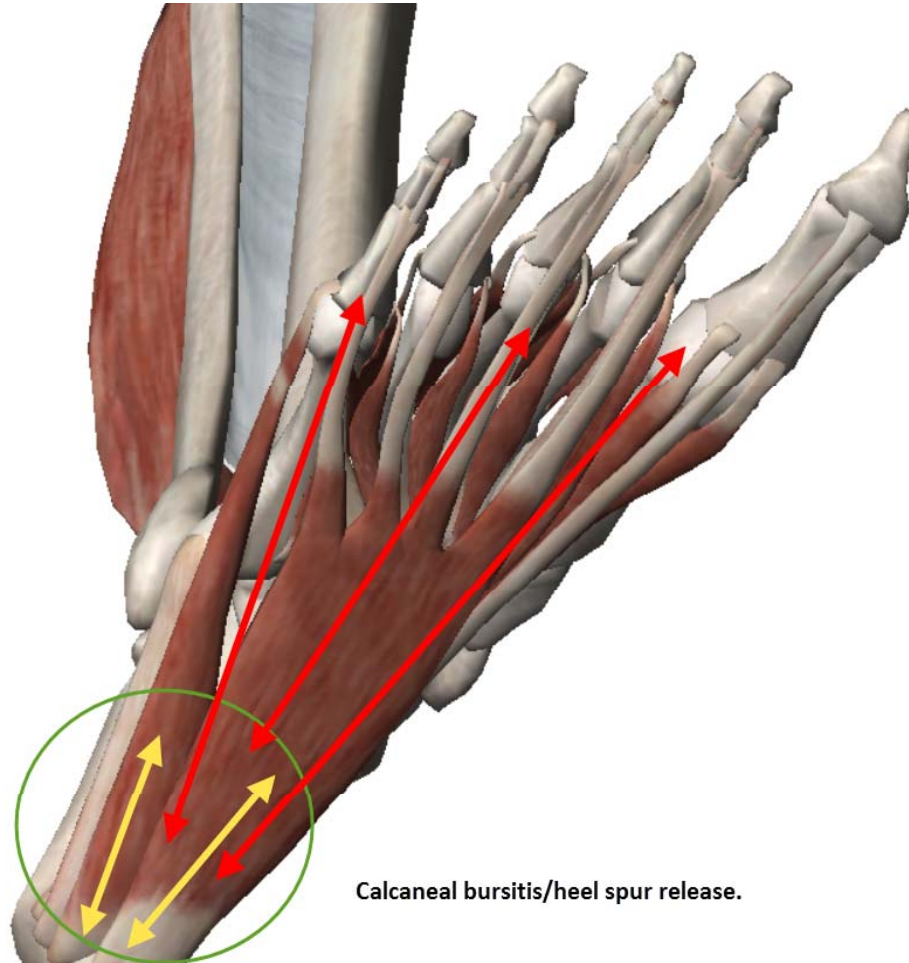


PainEraser by NMT

www.nmt.md/paineraser

HEALING • GROWTH • TRANSFORMATION

- The foot is a bony structure. In working around the toes use very light pressure – ounces only. The plantar area of the foot tolerates firm pressure



Calcaneal bursitis/heel spur release.

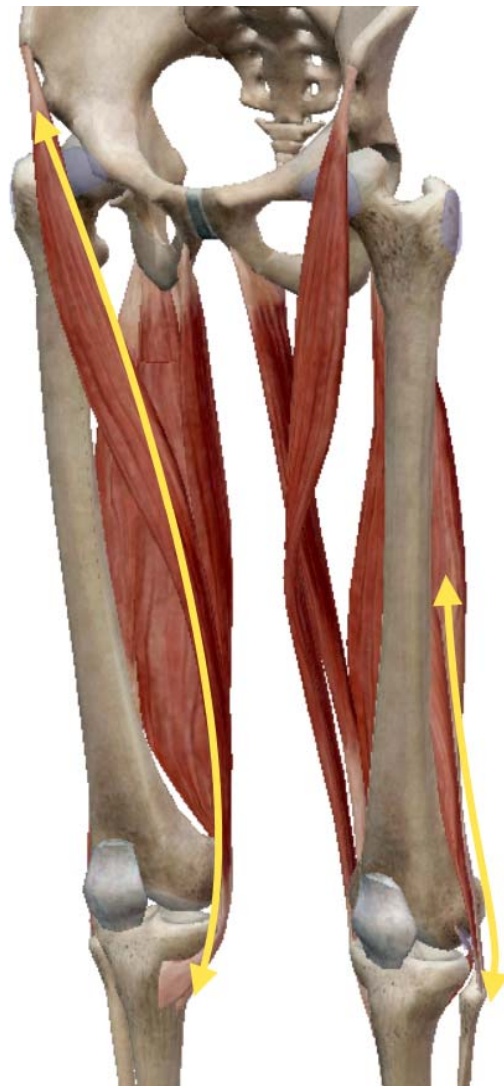


PainEraser by NMT

www.nmt.md/paineraser

HEALING • GROWTH • TRANSFORMATION

- Rotators of the knee often contribute to faulty knee motion.



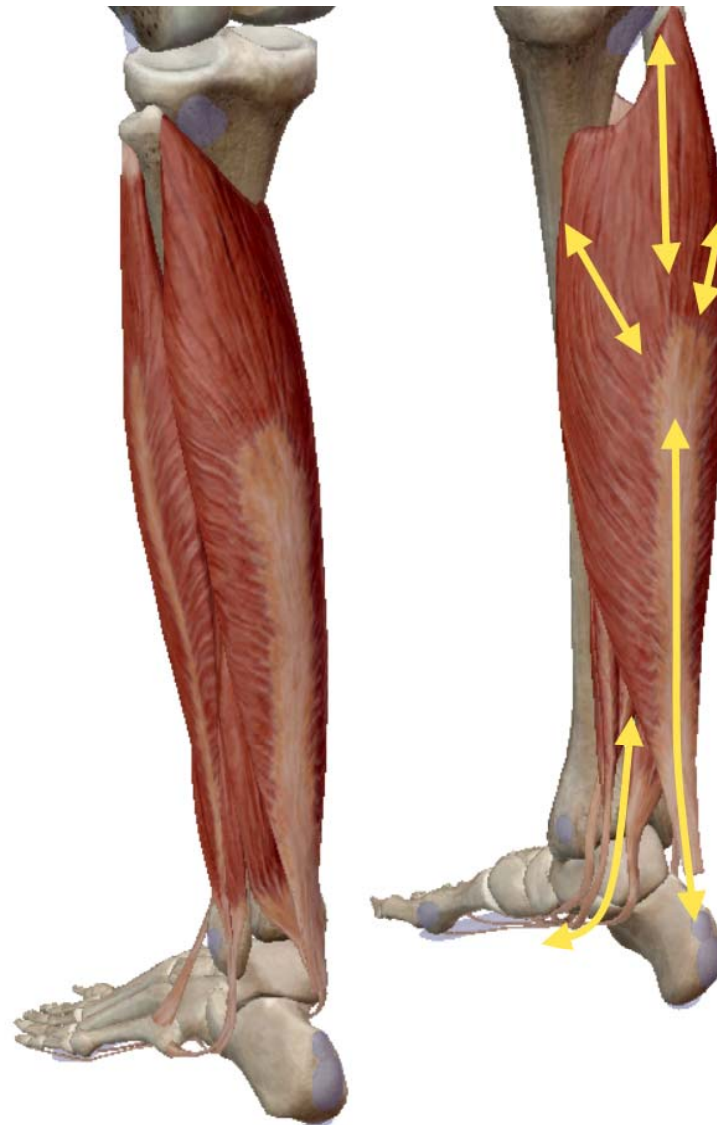


PainEraser by NMT

www.nmt.md/paineraser

HEALING • GROWTH • TRANSFORMATION

- PainEraser strokes to release a tight calf



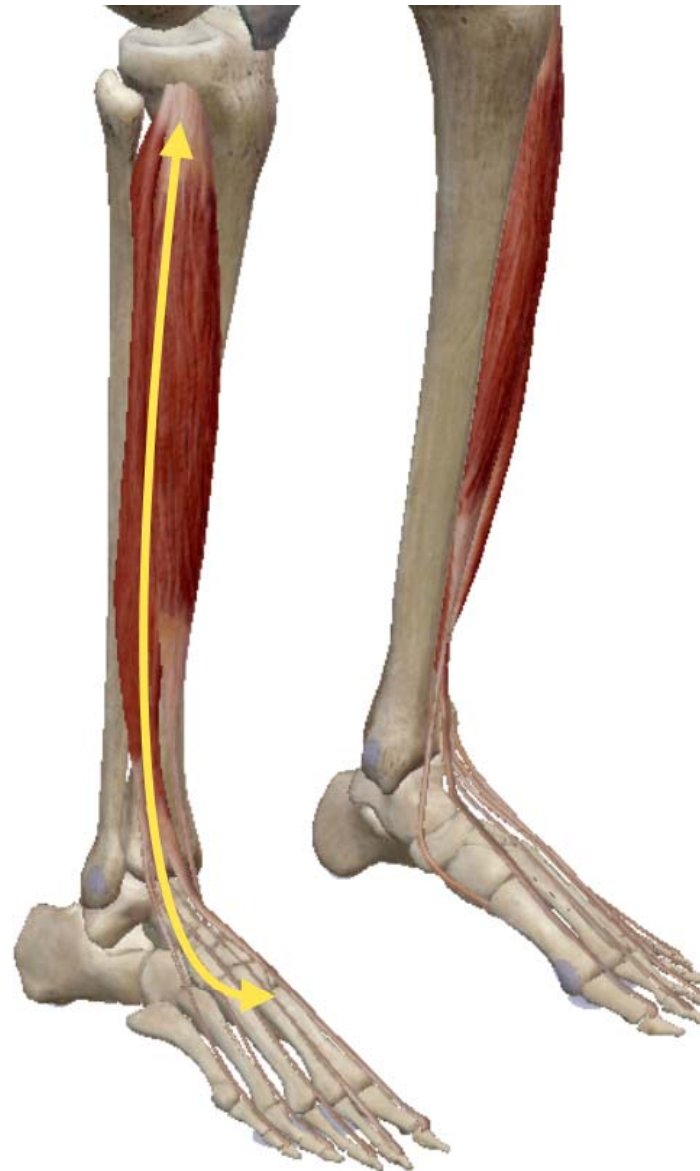


PainEraser by NMT

www.nmt.md/paineraser

HEALING • GROWTH • TRANSFORMATION

- PainEraser strokes to release tibialis anterior (shin splint).



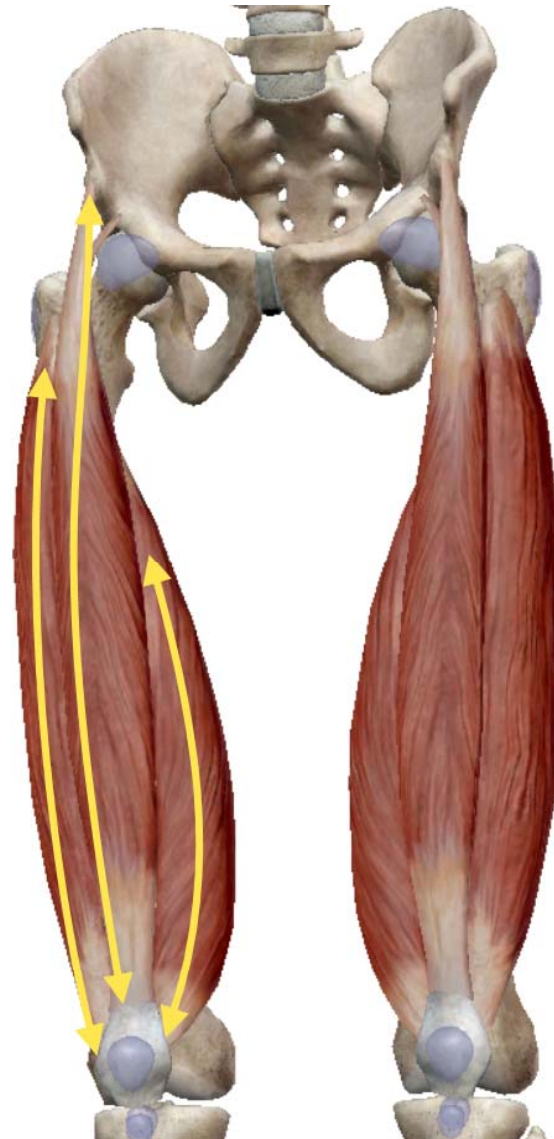


PainEraser by NMT

www.nmt.md/paineraser

HEALING • GROWTH • TRANSFORMATION

- PainEraser strokes to release quadriceps.





PainEraser by NMT

www.nmt.md/paineraser

HEALING • GROWTH • TRANSFORMATION

- PainEraser strokes to release hamstrings.



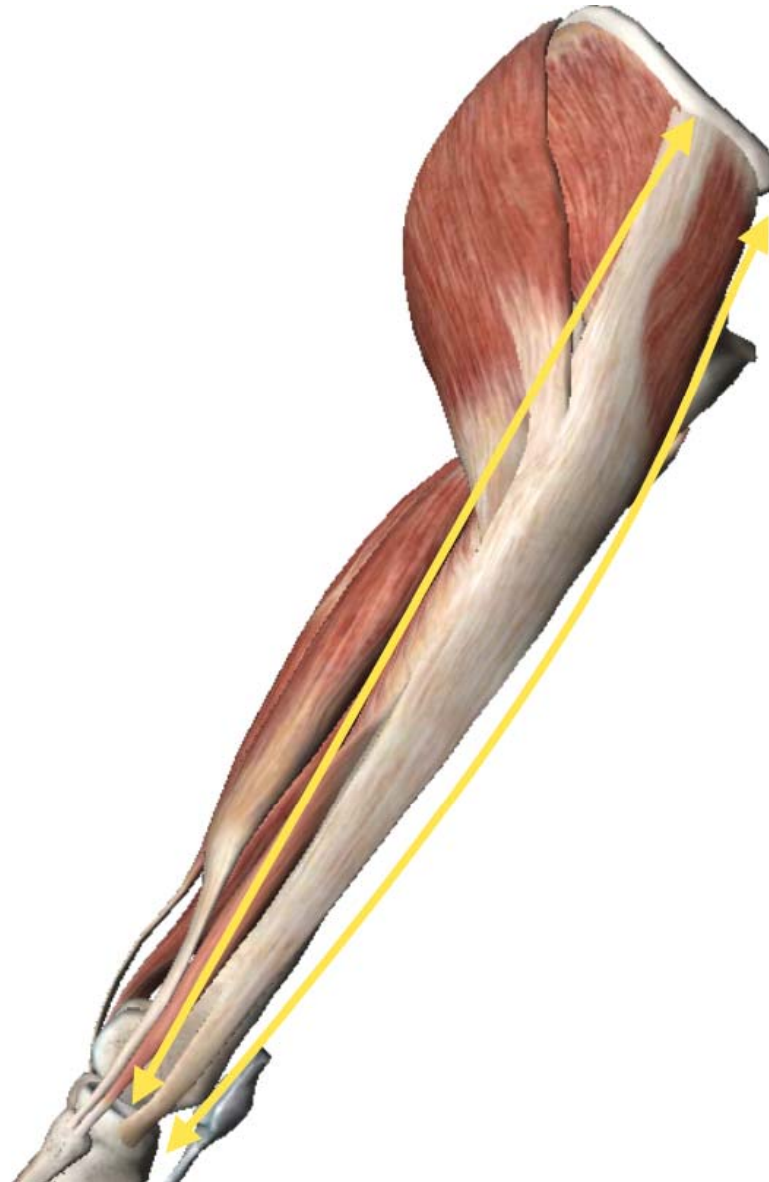


PainEraser by NMT

www.nmt.md/paineraser

HEALING • GROWTH • TRANSFORMATION

- PainEraser strokes to release the iliotibial band and tensor fascia lata.





HEALING • GROWTH • TRANSFORMATION